

Universal Class

SUPER 1880 L

TRACKED PAVER



Maximum pave width 10 m
Maximum laydown rate 1,000 t/h
Maximum layer thickness 50 cm

CLASSIC
LINE

 www.wirtgen-group.com/china



The multifunction specialist with high performance and economic efficiency



The 9m class from VÖGELE is legendary. No other paver in the world can rival it for popularity among professional road construction teams. The SUPER 1880 L takes and gives a lot. Cement-treated base (CTB) has become the established standard in China for road construction projects. Paving base courses up to 50 cm thick requires extremely powerful and durable pavers. VÖGELE's new SUPER 1880 L is a cost-efficient, heavy-duty tracked paver designed for paving both water-bound materials and asphalt mixes.

Moreover, with a maximum pave width of 10 m, the SUPER 1880 L is exactly the right paver for use on motorway projects and rural roads. When it comes to power, the 6-cylinder diesel engine with 158 kW has what it takes to achieve pave speeds of up to 24 m/min.

The highlights of the SUPER 1880 L



Heavy-duty design, ideal for paving cold, coarse materials and as a multifunctional specialist also suitable for paving hot asphalt layers

Modern drive concept with efficient performance and low consumption

Perfect paving quality due to perfect material management

Simple operation with the innovative and easy-to-grasp ErgoBasic operating concept

The right screed for every application:

- Extending Screed for asphalt job sites guaranteeing high quality and high evenness
- SB 300 HD T Fixed-Width Screed for roadbase applications

The drive concept - efficiency, performance and low consumption



VÖGELE's modern drive concept is perfectly adapted to the large range of different uses of the multifunctional SUPER 1880 L.

Intelligent engine management with ECO mode keeps fuel consumption and noise levels low.

Delivering a powerful drive when maximum performance is called for, this Universal Class paver is exceedingly flexible in everyday operation.


Low input, maximum output – all drive components operate with maximum efficiency, from the diesel engine to the hydraulic system.

Modern drive technology

The **SUPER 1880 L** is powered by a high-performance 6-cylinder diesel engine rated at 158 kW.

The modern engine complies with the Stage III Standard.

The engine features an ECO mode that reduces the nominal speed from 2,000 rpm to 1,700 rpm. This ECO mode reduces operating costs and noise emissions significantly.



The large cooler assembly is made up of three parts. It ensures that engine coolant, charge air and hydraulic oil are maintained at the optimum temperature.

- » **The diesel engine** for countries with less strict regulations delivers 158 kW at 2,000 rpm and complies with the Stage III Standard.
- » **ECO mode for paver operation** at 1,700 rpm is perfectly adequate for numerous applications. It cuts operating costs and allows superquiet operation. A low carbon footprint is guaranteed to contribute to a better environment.
- » **A large cooler assembly** with innovative air routing is installed for perfect cooling

of the engine coolant, hydraulic oil and charge air in all climate zones worldwide. This guarantees the full performance of the engine and a long service life.

- » **A powerful, air-cooled generator** with direct drive ensures rapid, uniform heating of the screed. The generator is directly driven by the splitter gearbox and therefore completely maintenance-free.

Precision on tracks

The **optimized crawler unit** with additional track carrier rollers maximizes the quiet running of the paver. The electronically controlled separate

drives installed in the sprockets of the crawler tracks permit constant straight movement and precise steering through curves.



- » **Thanks to powerful separate drives** fitted into the sprockets for crawler tracks, engine output is translated into pave speed with no loss of power.
- » **Long crawler tracks** with large footprints provide for maximum tractive effort, allowing the paver to progress well at a constant speed even when operating on difficult terrain.

- » **Positive tracking** when moving straight and accurate cornering due to separate drive and electronic control provided for each crawler track.
- » **New track pads** deliver maximum traction on any base. Their high abrasion resistance makes for a long service life. They are also easy to replace during servicing.



Perfect material management for perfect paving quality



A continuous flow of mix is key to ensuring uninterrupted and high-quality paving. That is why we attach such importance to professional material management when designing our pavers. This is also essential if this multifunctional paver is used for roadbase applications.

Fast unloading of the truck thanks to the long, extended hopper.

Powerful conveyor system (longitudinal, lateral) for high throughput rate and continuous material flow.

All this results in high daily performance rates on the job site.

Large material hopper, easy feed with mix

The material hopper and chassis of the SUPER 1880 L have been specially designed to the feed vehicles which are customary in China. Any mix lorry can dock onto the SUPER 1880 L without difficulty, thanks to its great length and low feed height. What is more, the wide, oscillating push-rollers can be moved 150 mm

and 75 mm forward for a convenient and jerk-free material supply to the paver from any kind of feed vehicle. The large material hopper holds up to 15 tonnes. This not only permits rapid unloading of the feed lorries, but also ensures that there is an ample buffer of material when changing lorries.




- » **Any customary** mix lorry can dock onto the SUPER 1880 L thanks to its length of 2.42 m and low feed height of just 55 cm.
- » **Large oscillating push-rollers** can be moved 150 mm and 75 mm forward for convenient material transfer even in curves.
- » **Easy feed with mix** thanks low material hopper, wide hopper sides and sturdy rubber baffles fitted to the hopper front.
- » **The large material hopper** holding 15 tonnes is amply dimensioned so that a sufficient quantity of mix is stored at all times. No problem to tide over difficult situations such as paving under bridges, for instance.

Precise spreading of mix

Optimally designed mix conveying system with conveyors ascending towards the rear avoids segregation and diminishes wear of conveyors and conveyor bearings. The proportional control

provided for conveyors regulates flow rates to precisely match the requirement of mix in front of the screed for excellent paving results.



The augers of the SUPER 1880 L are mechanically infinitely variable in height up to 15 cm, even while paving. This provides for quick and easy adaptation to the desired layer thickness across the full pave width.

- » **Powerful, separate hydraulic drives** installed for conveyors and augers, thus permitting high laydown rates up to 1000 t per hour.
- » **Flexible adjustment of the augers in height**, complete with bearing boxes and limiting plates for the auger tunnel.
- » **The ability to adjust the augers in height** also provides for an optimal head of material in front of the screed when placing thin layers or when the layer thickness varies.

The ErgoBasic operating concept



The ErgoBasic operating concept was developed on the basis of the proven ErgoPlus operating system but it was tailored specifically to the needs and requirements of the users of the multifunctional paver SUPER 1880 L.

The aim was to develop an operating system that is just as quick, precise and intuitive to operate as the ErgoPlus 3 system for the "Dash 3" machines.

That makes VÖGELE the only manufacturer to offer a standardized operating concept for all paver classes.



The paver operator's
ErgoBasic console



“Full control for the machine operator!”

The paver operator's ErgoBasic console

Everything at a glance: the functions are arranged in a clear, logical and practical layout that has clearly been inspired by the ErgoPlus operating console.

Given the limited number of functions, there is no need for a display. The status of all settings is indicated as a percentage on LED strips immediately next to the relevant functions.

The type of controls and the symbols used are all in line with those of an ErgoPlus console.

LEDs also indicate the set speeds for the augers and the compacting systems as well as the fill level of the fuel tank.



Function and status indicators

The function and status indicators mean that the operator always has full control over his machine, even without a display. He can, for instance, read the fill level of the fuel tank directly and identify whether there are any functional faults.

Choice of operating modes for the paver

All the main paving and machine functions can be controlled directly by individual push-buttons on the paver operator's ErgoBasic console. The paver changes between operating modes at the push of a button in the following order: "Pave", "Positioning", "Job Site" and "Neutral". An LED indicates which mode is selected. On leaving "Pave" mode, the memory function stores all the last settings, which means that the paving parameters last used are retrieved immediately after repositioning the machine on the job site, for instance.

Speed of the augers

In automatic mode, the maximum speed of the augers can be adapted to the pave width separately for the left and right using the plus and minus keys. The set value is displayed as a percentage on the LED strip.

Safe operation during the night

The paver operator's ErgoBasic console features glarefree backlighting so that the paver operator can also work safely on night-time jobs.

Choice of engine speed ranges

For the diesel engine, there is a choice of three modes to select from: MIN, ECO and MAX. The desired range can be set easily using the arrow keys. Many construction projects can be completed at ECO rpm. The lower engine speed reduces noise emissions considerably and saves on fuel.

Compacting effort

The speeds of the compacting systems can be set directly on the operator's console. The LED strips from 0 to 100% indicate the set speeds for the tamper and vibrators, allowing them to be adjusted immediately when required.

Steering with preselected steering angle

The machine is steered by means of a rotary controller which enables the paver operator to manoeuvre the machine precisely even in the tightest spots. For long curves with a constant radius, the desired steering angle can be preselected using arrow keys. The paver stays automatically on the set track until the function is deactivated, allowing the paver operator to monitor the paving process undisturbed.

The **ErgoBasic** remote control unit for the screed

The safe and easy handling of all screed functions is a key factor in high-quality pavement construction. That is why a remote control unit for the screed was developed specifically for the ErgoBasic operating system of the new SUPER 1880 L.

The remote control's keypad is laid out logically according to the functional processes. Designed for robustness, it is well able to withstand tough job site conditions.

Operation is easy to understand and can be learned intuitively in a very short space of time, not least because the symbols used in the proven ErgoPlus operating system are found here, too.

The ErgoBasic remote control unit for the screed allows all paving-related functions to be set quickly and easily. That includes direct access to the material handling systems and the sonic sensor for the auger.

There is a remote control unit for each side of the screed. The operator has a large range of actions thanks to the magnetic bracket and spiral cable connection. This means that he can always operate the screed from the best possible position, a factor of immense importance particularly when working in confined spaces.

All the main paving functions can be controlled via the two handy screed remote control units. Simple, language-neutral symbols allow for the machine to be operated intuitively.



- 1 // **Conveyor**, automatic/manual
- 2 // **Horn**
- 3 // **Auger**, automatic/manual/reverse
- 4 // **Screed floating** on/off
- 5 // **Screed width control**, one side
- 6 // **Adjustment of screed tow point ram**



Remote control unit for Niveltronic Basic

VÖGELE has also developed a System for Automated Grade and Slope Control to match the ErgoBasic operating system: the Niveltronic Basic. It is completely integrated into the machine control system and therefore perfectly adapted to the paver model concerned. Another outstanding aspect of Niveltronic Basic is its particularly simple and intuitive handling, a feature which makes it easy even for less experienced operators to learn their way around the system. This creates ideal conditions for the small paver to work true to line and level on any base.

Each side of the screed is operated by a separate compact and exceedingly robust Niveltronic Basic remote control unit. These units are easily removed from their magnetic brackets, giving the operator a large range of action so that he can always take up the optimum position for every paving job.

A variety of sensor types is available for Niveltronic Basic, in keeping with the machine's large and varied range of uses. These sensors extend from a mechanical to non-contacting sonic sensors.

The System for Automated Grade and Slope Control can simultaneously be connected to two grade sensors and a slope sensor. The type of sensor used is detected automatically. The kind of reference – ground, tensioned wire or transverse slope – can be easily set on the remote control unit.

The remote control units come with all the functions required for high-precision grade and slope control. Clear symbols allow the machine to be operated intuitively.

- 1 // Deviation** from specified values
- 2 // Niveltronic Basic** on/off
- 3 // Setting:** Sensor sensitivity
- 4 // Selecting:** Kind of reference (ground, tensioned wire, transverse slope)
- 5 // Quick set-up**
- 6 // Setting:** Specified value
- 7 // Sensor calibration**





The ErgoBasic operator's stand

1. The comfortable operator's stand gives an unobstructed view of all crucial areas on the paver such as material hopper, steering guide or screed. It allows the operator to easily monitor the paver's feed with mix, for instance, from his seat.

2. Working comfort
Easy displacement of the paver operator's console across the full width of the platform for convenient working in an ergonomic position on either side of the machine.

3. A place for everything and everything in its place
The operator's stand, with its streamlined design, is well organized, offering the paver operator a professional workplace. The operator's console can be protected by a shatter-proof cover to prevent wilful damage.

4. Hardtop gives excellent protection
The modern hardtop made of glass fibre-reinforced polymer material shelters the operator. The hardtop folds down with effortless ease, thus getting the paver quickly ready for transport.

5. Economical and service-friendly design
The operator has convenient access to all service points on the machine. All hydraulic pumps attached to the transfer gearbox, their clear arrangement and easy access provides for service-friendliness at the highest level. Sturdy components of highly wear-resistant materials for long service lives minimize downtime.

6. Safe and convenient step
The walkway and convenient central step on the screed ensure safe and convenient access to the operator's platform.

7. Safe and easy handling of all screed functions
The ErgoBasic remote control unit for the screed allows all paving-related functions to be set quickly and easily.

8. Remote control units for a large range of action
Each side of the screed is operated by two compact and exceedingly robust remote control units. These units are easily removed from their magnetic brackets, giving the operator a large range of action.

Screeds to meet all needs

The multifunctional SUPER 1880 L stands out through superb adaptability, a feature making it perfectly suited to most varied paving tasks including CTB paving for expressways, national roads and country roads.

Whether it comes to building large traffic areas, highway or motorway - this paver is ideal for any kind of major scale projects.

A number of screed options is available for the SUPER 1880 L to combine with.



VÖGELE AB 500 and AB 600 Extending Screeds are the preferred choice on all those jobs where pave width varies and prime pavement quality counts. Thanks to their sturdy single-tube telescoping system, these screeds can be set quickly and accurately to any pave width desired.

The **VÖGELE** Extending Screeds are available in TV version (with tamper and vibrators).

Effective sound insulation in the extending screeds reduces noise levels on the job site. In combination with the low-noise tractor unit, these screeds are hence ideally suited for use even in noise sensitive areas.

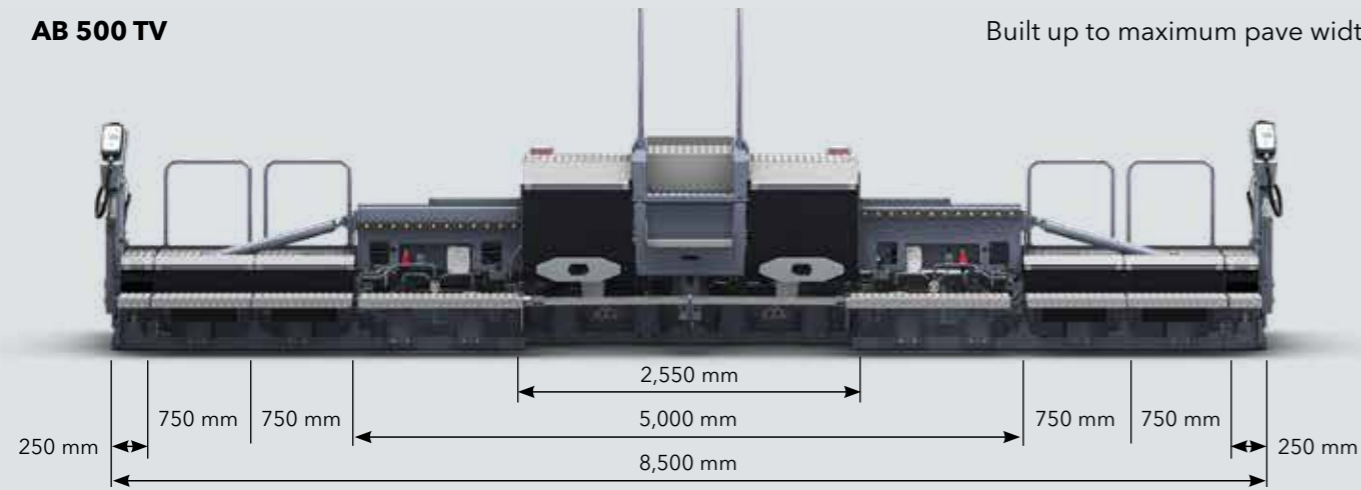
SB 300 HD T Fixed-Width Screed for roadbase applications.

The SB 300 HD T has been specially developed for the placing of cold materials in roadbase construction such as cement-treated base (CTB). Its deep screed plates make for an excellent floating behaviour. Depending on the layer thickness and material, the tamper stroke can be set to 2, 4 or 7 mm. In combination with the special tamper geometry, this ensures particularly high compaction values.

Screed options for SUPER 1880 L

AB 500 TV

Built up to maximum pave width



Pave widths

- » Infinitely variable range from 2.55 to 5 m
- » Larger widths through the addition of bolt-on extensions up to a maximum of 8.5 m

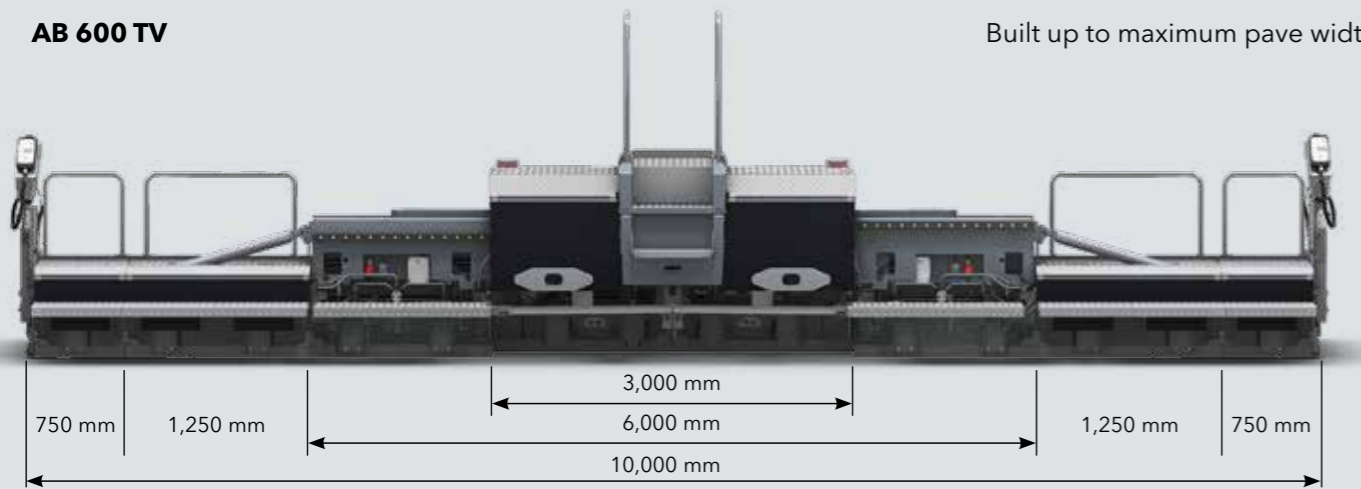
Compacting systems

- » AB 500 TV with tamper and vibrators



AB 600 TV

Built up to maximum pave width



Pave widths

- » Infinitely variable range from 3 to 6 m
- » Larger widths through the addition of bolt-on extensions up to a maximum of 10 m

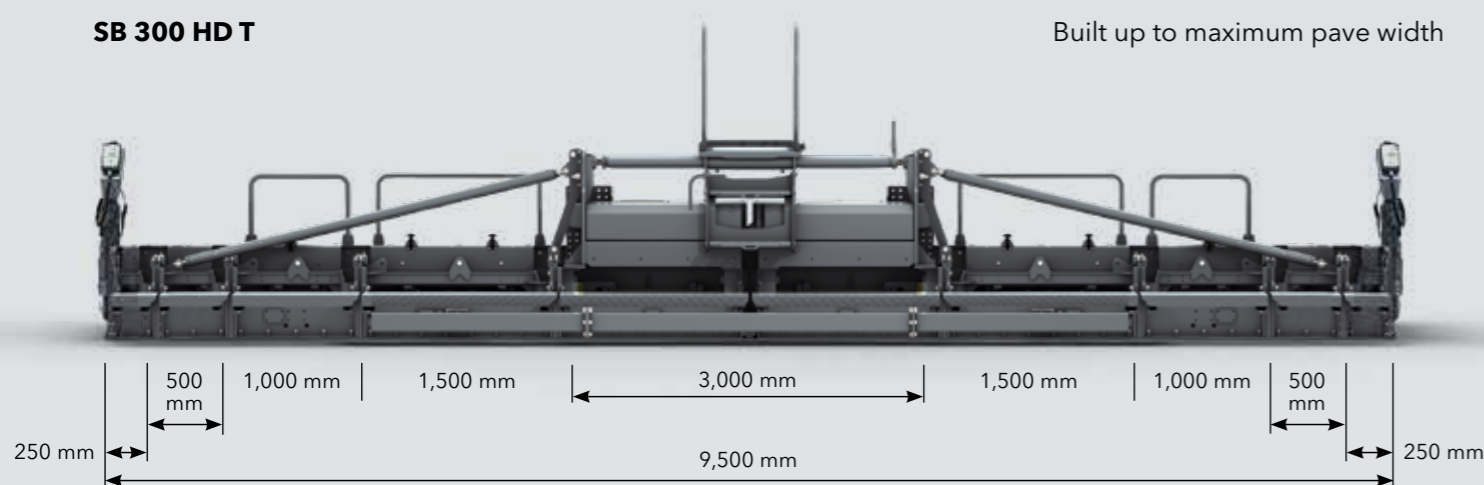
Compacting systems

- » AB 600 TV with tamper and vibrators



SB 300 HD T

Built up to maximum pave width



Pave widths

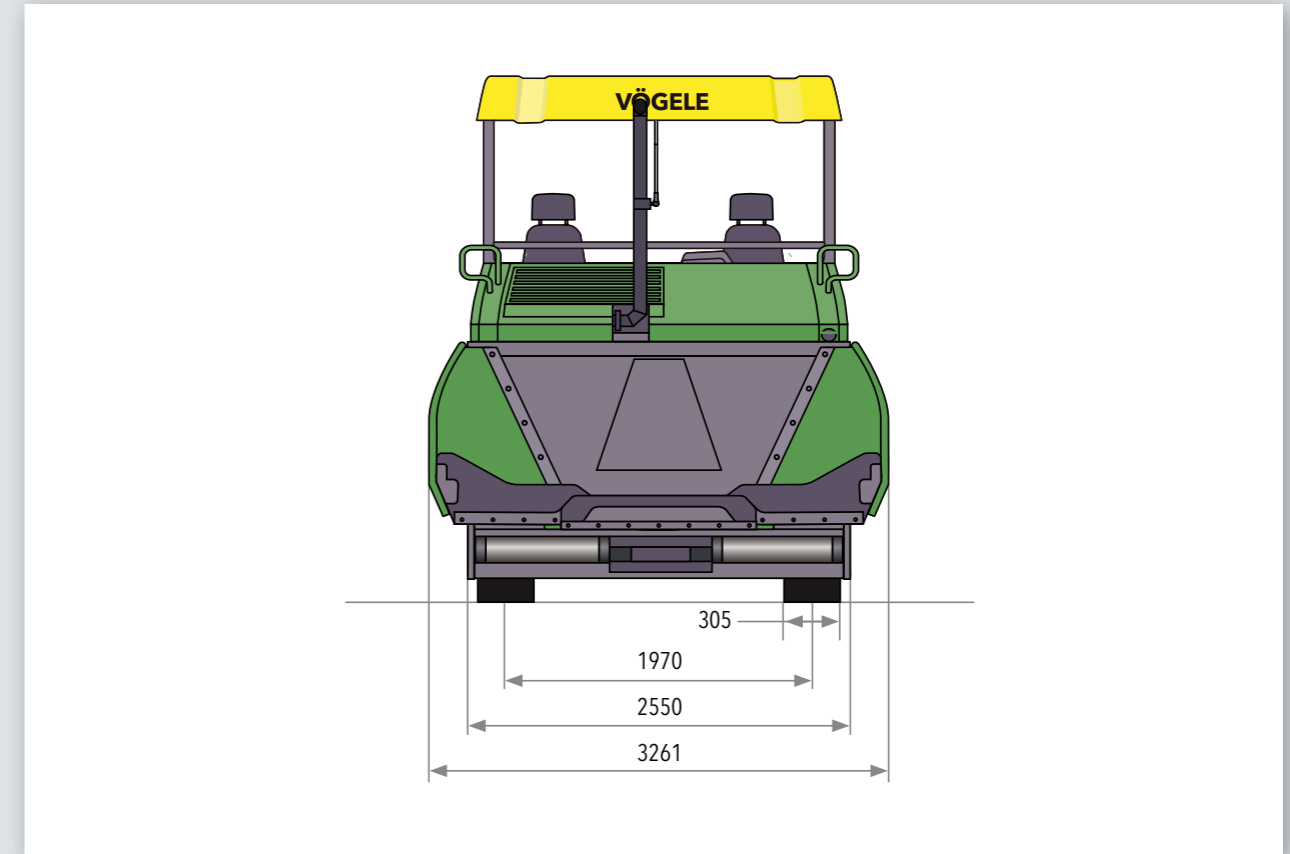
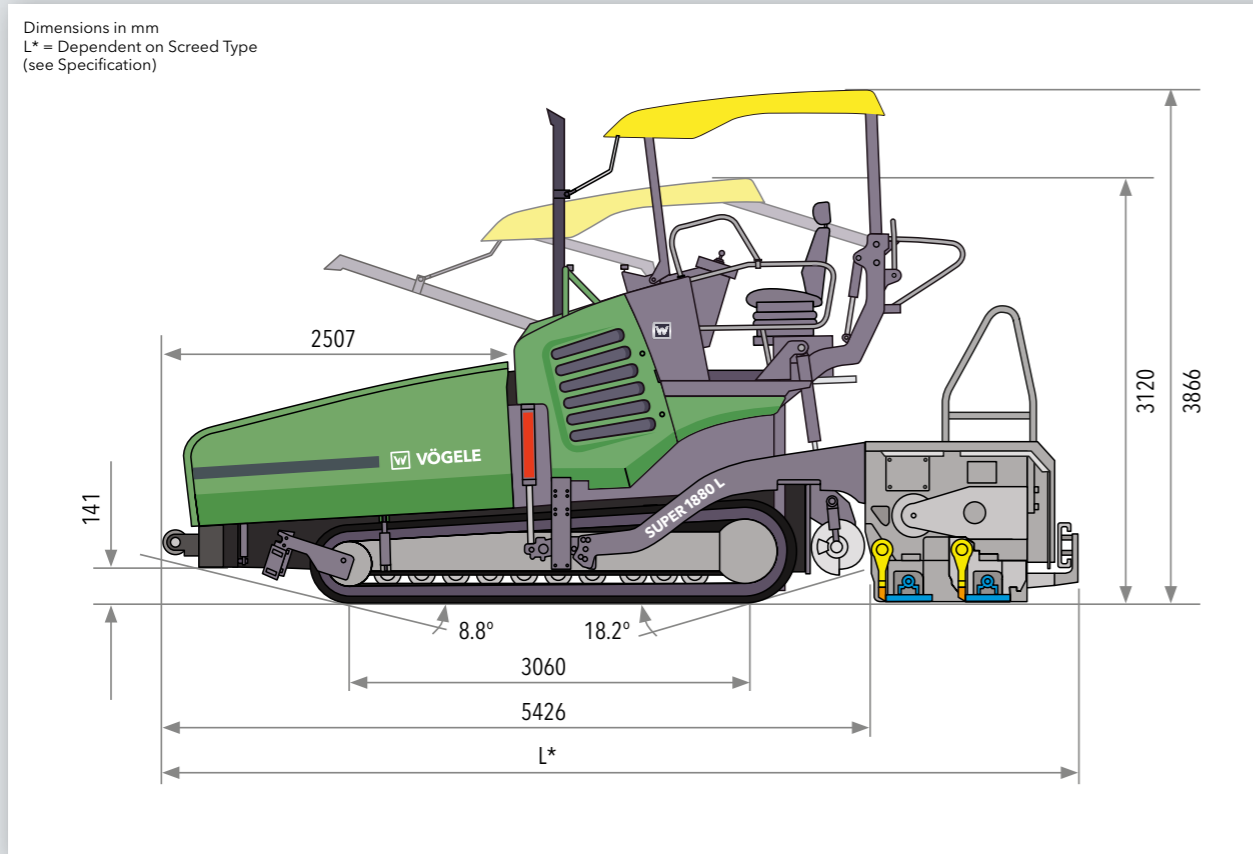
- » Basic width 3 m. Larger widths through the addition of bolt-on extensions up to a maximum of 9.5 m

Compacting systems

- » SB 300 HD T with special tamper geometry



All the facts at a glance



Power unit	
Engine	6-cylinder diesel engine, liquid-cooled
Manufacturer	Dongfeng Cummins
Type	OSB6.7-C215
Output	
Nominal	158 kW at 2,000 rpm (according to DIN)
Exhaust emissions standard	Stage III (MEP)
Fuel tank	350 litres

Undercarriage	
Crawler tracks	provided with rubber pads
Ground contact	3,060 x 305 mm
Track tension adjuster	spring assembly
Track rollers	lifetime grease lubricated
Traction drive	hydraulic, separate drive and electronic control provided for each crawler track
Speeds	
Paving	up to 24 m/min., infinitely variable
Travel	up to 4.5 km/h, infinitely variable
Material hopper	
Hopper capacity	15 t
Width	3,261 mm
Feed height	550 mm (bottom of material hopper)
Push-rollers	
Standard	oscillating
Position	can be displaced forwards by 75 mm and 150 mm

Conveyors and augers	
Conveyors	2, with replaceable feeder bars, conveyor movement reversible for a short time
Drive	separate hydraulic drive provided for each conveyor
Speed	up to 31 m/min., infinitely variable (manual or automatic)
Augers	2, with exchangeable auger blades, auger rotation reversible
Diameter	420 mm
Drive	separate hydraulic drive provided for each auger
Speed	up to 79 rpm, infinitely variable (manual or automatic)
Height	infinitely variable by 15 cm
Lubrication	centralized lubrication system with electrically driven grease pump for conveyor and auger bearings

Screed options		
AB 500	basic width	2.55 m
	infinitely variable range	2.55 to 5 m
	maximum width (TV)	8.5 m
	compacting system	TV
AB 600	basic width	3 m
	infinitely variable range	3 to 6 m
	maximum width (TV)	10 m
	compacting system	TV
SB 300 HD	basic width	3 m
	maximum width	9.5 m
	compacting system	T
Layer thickness	up to 50 cm (SB 300)	
Screed heating	electric by heating rods	
Power supply	three-phase AC generator	
Dimensions (transport) and weight		
Length	tractor unit and screed	
AB 500/600 TV	6.706 m	
SB 300 HD T	6.566 m	
Weight	tractor unit with screed	
AB 500 TV	20,210 kg	

Key: **AB** = extending screed **T** = with tamper **HD** = heavy-duty
SB = fixed-width screed **TV** = with tamper and vibrators **MEP** = ministry of environmental protection

Technical alterations reserved.



Your VÖGELE QR Code will take you straight to the "SUPER 1880 L" on our website.



JOSEPH VÖGELE AG

Joseph-Vögele-Str. 1
67075 Ludwigshafen · Germany
www.voegele.info

T: +49 621 / 8105 0
F: +49 621 / 8105 461
marketing@voegele.info



® ERGOPLUS, InLine Pave, NAVITRONIC, NAVITRONIC Basic, NAVITRONIC Plus, NIVELTRONIC, NIVELTRONIC Plus, RoadScan, SprayJet, VÖGELE, VÖGELE PowerFeeder, PaveDock, PaveDock Assistant, AutoSet, AutoSet Plus, AutoSet Basic, ErgoBasic and VÖGELE-EcoPlus are registered Community Trademarks of JOSEPH VÖGELE AG, Ludwigshafen/Rhein, Germany. PCC is a registered German Trademark of JOSEPH VÖGELE AG, Ludwigshafen/Rhein, Germany. ERGOPLUS, NAVITRONIC Plus, NAVITRONIC BASIC, NIVELTRONIC Plus, SprayJet, VISION, VÖGELE, VÖGELE PowerFeeder, PaveDock, PaveDock Assistant, AutoSet, AutoSet Plus, AutoSet Basic and VÖGELE-EcoPlus are trademarks registered in the US Patent and Trademark Office to JOSEPH VÖGELE AG, Ludwigshafen/Rhein, Germany. Legally binding claims cannot be derived from written information or pictures contained in this brochure. Pictures may include optional extras. We reserve the right to make technical or design alterations.